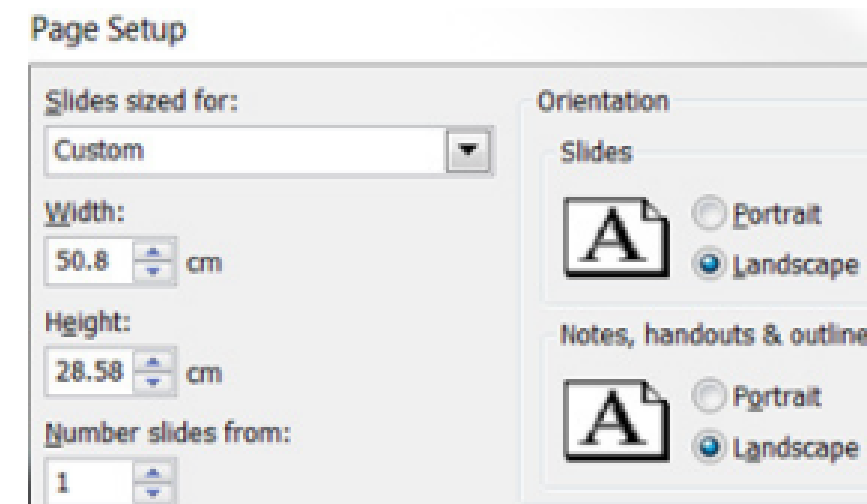
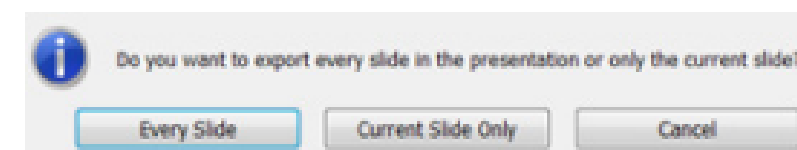
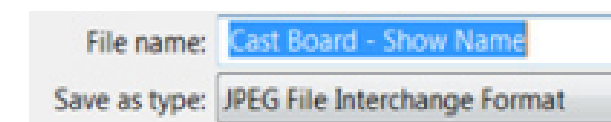


# Set-Up

Have your cast board template and slides set up in PowerPoint and make sure the page is set up to 50.8cm x 28.58cm.



Once all your pages are correct click Save As and select Other Formats.  
From the save as type select JPG File Interchange Format.  
Click Every Slide.



Email all slides to Olivia Butt [obutt@foundationtheatres.com.au](mailto:obutt@foundationtheatres.com.au)

Once we have loaded your slides into Scala you will be able to use the Scala Instructions document to log in and make updates as required.

**TIP:** If you are working between Mac and PC, make sure you edit the converted file names so that .JPG and .JPEG match the original slides you sent through for set-up, otherwise this might cause you some confusion during the update process.

SYDNEYLYRIC  
DIGITAL  
CAST  
BOARD